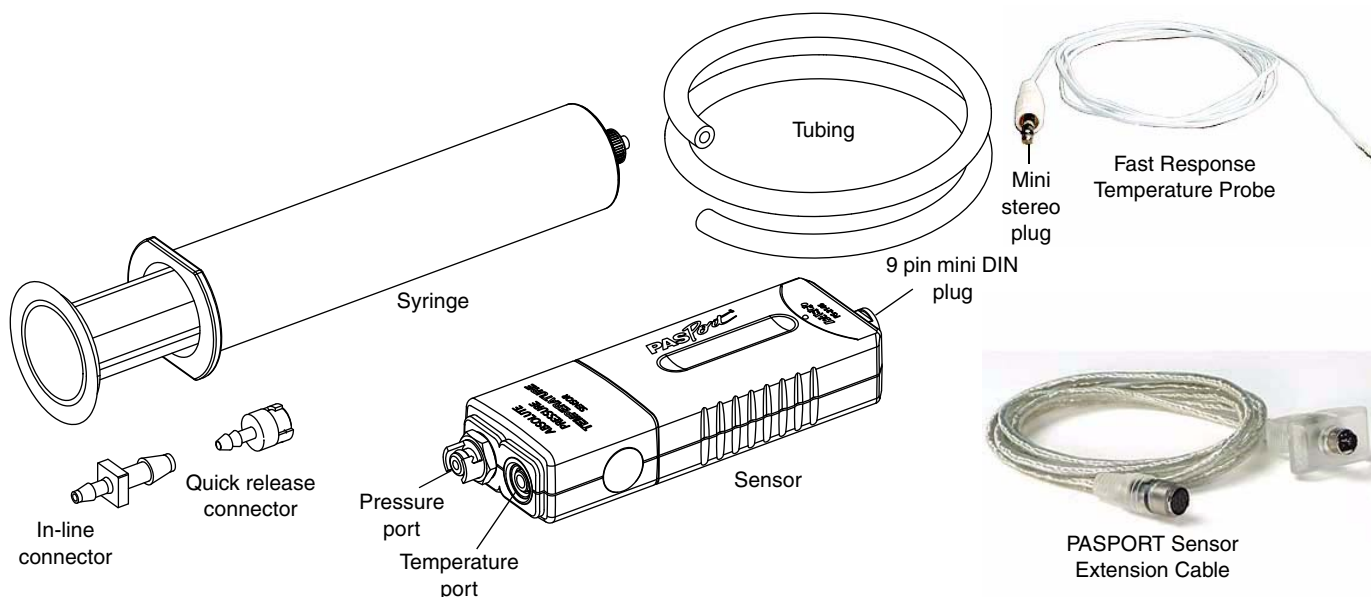




Absolute Pressure/Temperature Sensor

PS-2146



Included Equipment	Part Number
Absolute Pressure/Temperature Sensor	PS-2146
Hose and Coupling Kit	003-05543
Polyurethane tubing, 0.125" ID (2 ft.)	
In-line connector (4)	
Quick release connector (4)	
Syringe, 60 cubic centimeters	699-166
Fast Response Temperature Probe	PS-2135 (pack of three)
PASPORT Sensor Extension Cable	PS-2500
Required Equipment	Part Number
PASCO Interface and Software	see the PASCO catalog or www.pasco.com
Recommended Equipment	Part Number
Ideal Gas Law Syringe	TD-8596A
Absolute Zero Apparatus	TD-8595

Introduction

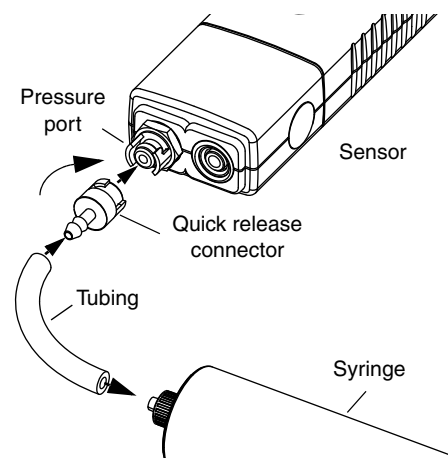
The Absolute Pressure/Temperature Sensor simultaneously measures gas pressure and temperature. The pressure range is from 0 kilopascals (kPa) to 700 kPa. The included Fast Response Temperature Probe plugs into the temperature port and has a range from -10 °C to 70 °C. The sensor includes tubing, quick release connectors, and in-line connectors.

Quick Start

1. Connect the sensor to your PASCO interface. If you are using a computer, connect the interface to it.
2. Plug the Fast Response Temperature Probe into the temperature port.
3. Start the PASCO data acquisition software.
4. Press, click, or tap the start button to begin recording data.
 - The display should show the atmospheric pressure and the ambient temperature.

Connecting the Syringe or a Stopper

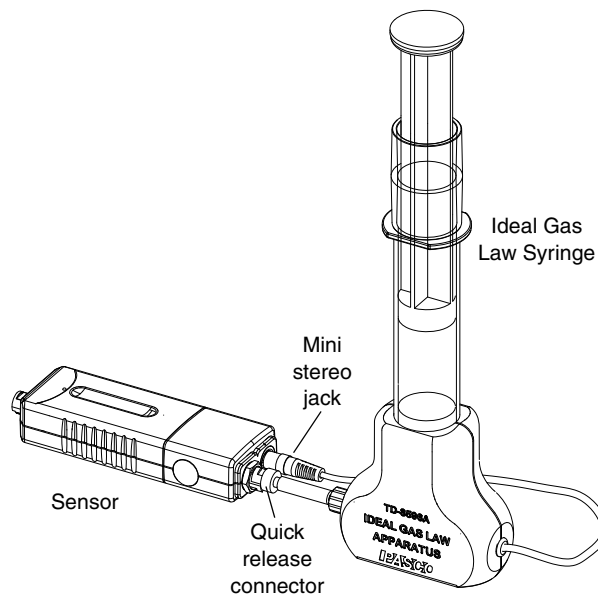
1. Cut a piece of tubing to the desired length.
 2. Insert a quick release connector into one end of the tubing.
 3. Connect the tubing to the sensor by inserting the quick release connector into the pressure port and twisting clockwise about one-eighth of a turn until the connector clicks into place.
 4. Connect the other end of the tubing to the syringe.
- NOTE: To connect a stopper instead of the syringe, put the small diameter end of the in-line connector into the tubing, and push the other end of the in-line connector into the hole in the stopper.



Important: Do not immerse the sensor in liquid or allow it to get wet.

Connecting the Sensor to the TD-8596A Ideal Gas Law Syringe

- Plug the mini stereo jack of the Ideal Gas Law Syringe into the temperature port on the sensor.
- Connect the quick release connector of the Ideal Gas Law Syringe into the pressure port on the sensor.



Calibration

The absolute pressure for this sensor is factory calibrated and for temperature, calibration is usually not necessary. However, a one-point or two-point calibration for temperature can be performed. To do so, you must have an accurate, independent means of measuring temperature, such as a thermometer. For instructions, refer to the documentation for your data acquisition software or data logger.

Suggested Uses

- Study gas laws, such as Charles' Law, Boyle's Law, and the Ideal Gas Law.
- Extrapolate pressure and temperature to determine absolute zero.
- Explore pressure and temperature relationships.

Other PASCO Equipment for use with the Absolute Pressure/Temperature Sensor

Item	Part Number
Skin/Surface Temperature Probe*	PS-2131
Stainless Steel Temperature Probe*	PS-2153
Heat Engine/Gas Law Apparatus	TD-8572
Small Piston Heat Engine	TD-8592

- *NOTE: The Absolute Pressure/Temperature Sensor was designed for use with any thermistor-based PASCO Temperature probe that has a 3.5 mm (0.125 inch) mini stereo plug.

Specifications

Item		Temperature*
Range	0 to 700 kPa	-10 °C to 70 °C
Accuracy	±2 kPa	±0.5 °C
Resolution	0.1 kPa	0.0025 °C
Repeatability	1 kPa	0.01 °C
Units	kPa, N/m ² , psi, atm, torr	°C, °K, °F

*The temperature range depends on the temperature probe used. These specifications are for the Fast Response Temperature Probe.

Technical Support

For assistance with any PASCO product, contact PASCO at:

Address: PASCO scientific
10101 Foothills Blvd.
Roseville, CA 95747-7100

Phone: 916-786-3800 (worldwide)
800-772-8700 (U.S.)

Fax: (916) 786-7565

Web: www.pasco.com

Email: support@pasco.com

For the latest information on the product or the instruction manual, visit the PASCO web site at www.pasco.com and enter PS-2146 into the Search window.

Limited Warranty For a description of the product warranty, see the PASCO catalog.

Copyright The PASCO scientific 012-08708B *Absolute Pressure/Temperature Sensor Instruction Sheet* is copyrighted with all rights reserved. Permission is granted to non-profit educational institutions for reproduction of any part of this manual, providing the reproductions are used only in their laboratories and classrooms, and are not sold for profit. Reproduction under any other circumstances, without the written consent of PASCO scientific, is prohibited.

Trademarks PASCO, PASCO scientific, DataStudio, and PASPORT are trademarks or registered trademarks of PASCO scientific, in the United States and/or in other countries. All other brands, products, or service names are or may be trademarks or service marks of, and are used to identify, products or services of, their respective owners. For more information visit www.pasco.com/legal.

Product End of Life Disposal Instructions:

This electronic product is subject to disposal and recycling regulations that vary by country and region. It is your responsibility to recycle your electronic equipment per your local environmental laws and regulations to ensure that it will be recycled in a manner that protects human health and the environment. To find out where you can drop off your waste equipment for recycling, please contact your local waste recycle/disposal service, or the place where you purchased the product.

The European Union WEEE (Waste Electronic and Electrical Equipment) symbol (below) and on the product or its packaging indicates that this product **must not** be disposed of in a standard waste container.

